








ELTON OUT OF THE CLOSET®

-  Vocal mic
-  DI box
-  Instrument mic
-  5 Foldback monitor (with Aux send indicated)
-  240V power drop

 IEM transmitter (Aux send 1)  Mixer for drummers headphones (Aux send 4)





DI box 7+8  






Bass amp

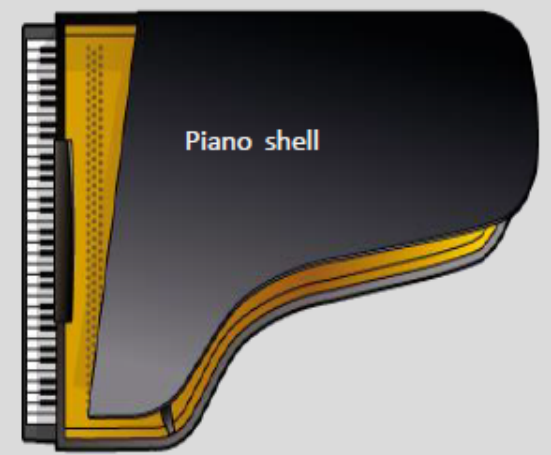



Guitar amp


Kiki Vox  DI box 1+2 

DI box 3+4 

Elton Vox  



Guitar mic 

DI box 5+6 

 5

Guitar Vox   Bass Vox 

 2  2  3  3

Downstage

Input channel	Item	Mic/DI	Stand	Location	Notes
1	Kick	M88, MD421 or equivalent	Short boom	Drum riser	The kick drum has NO port. Please choose an appropriate mic to compensate for this.
2	Snare	SM57	Short boom or clamp	**	
3	Hats	mic	Short boom	**	
4	Tom 1	e904 or equivalent		**	All six toms are on suspension mounts. E904 clips will fit.
5	Tom 2	**		**	
6	Tom 3	**		**	
7	Tom 4	**		**	
8	Tom 5	**		**	
9	Tom 6	**		**	
10	Overhead Left	mic	Tall boom	**	Overheads only needed if room requires them.
11	Overhead Right	mic	Tall boom	**	
12	Bass - Fender	DI		Upstage Left - At bass amp	
13	Bass - Electric upright	DI		Upstage Left - At bass amp	
14	Electric Guitar	SM57 or e906	Short boom	On front of drum riser	
15	Acoustic Guitars	DI		Next to guitar amp	Guitarist will supply one steel string acoustic and one Nylon string acoustic to use with this DI.
16	Banjo + Tampungura	DI		Next to guitar amp	The Banjo and Tampungura will share a contact pickup with this DI.
17	Piano Left	DI		At piano shell	1/4 inch mono jack to jack cable required
18	Piano Right	DI		At piano shell	1/4 inch mono jack to jack cable required
19	Backing track	DI		At piano shell	Please supply a 3.5mm stereo jack for iPod output. Left channel is click. Right channel is backing track.
20	Click track	DI		At piano shell	
21	Elton Vox	e935 or equivalent	Tall boom	At piano shell	
22	Guitar Vox	**	Tall boom	At monitor send 2	
23	Bass Vox	**	Tall boom	At monitor send 3	
24	Drum Vox	**	Tall boom	At drums on riser	
25	Kiki vox	Wireless vocal mic		Place on piano shell	Kiki sings one song. Please put her vocal through monitor send 5.
26	Crowd mic	mic	Short boom	Next to guitar vocal mic	Pointed towards crowd to allow Elton to hear crowd reactions in his IEMs.
27	Vocal reverb left				
28	Vocal reverb right				
29	Vocal delay left				Please put some delay into Elton's IEM send.
30	Vocal delay right				
31	Instrument reverb left				
32	Instrument reverb right				
33	Background music left	DI or cable		At mixing console	
34	Background music right	DI or cable		At mixing console	
35	Talk to stage	mic		At mixing console	

Auxiliary send	Purpose	Mix guide			
1	Elton IEM	Elton vox, Piano, Click, Backing track, Guitar vocal, all guitars, some drums, Kiki vox, Vocal delay			
2	Guitar monitors	Guitar vox, Elton vox, all guitars, piano, backing track, Kiki vox			
3	Bass monitors	Bass vox, Elton vox, Piano, Backing track, some bass, some guitar, Kiki vox			
4	Drum headphones	Drum vox, Elton vox, Click, Piano, Backing track, bass, all guitars			
5	Backup piano monitor	Elton vox, Piano, some backing track, Kiki vox			
6	Vocal reverb left	All Vox			
7	Vocal reverb right				
8	Vocal delay left	Elton vox			
9	Vocal delay right				
10	Instrument reverb left	Drums, Acoustic guitars, Banjo + Tamera			
11	Instrument reverb right				

Other notes:

- Drum riser to be minimum 2.4 metres wide to accommodate the 8-piece drum kit. Please notify act if you can supply a drum carpet.
- IEM system supplied by act. Please position the transmitter on the stage.
- The act will supply a small mixer to power the drummers headphone mix (aux send 4). Please supply a balanced XLR line input or balanced ¼ inch jack for this.
- Piano shell is approximately 1.8m deep and 1.4m wide.

For assistance or questions, please contact

- Tom: 0455 230 218 or tom_somogyi@outlook.com
- Jason: 0481 249 442
- Justin: 0421 412 432